

QUESTIONNAIRE FOR SECONDARY SCHOOLS BELGIAN COMIC STRIP CENTRE 2017-2018



The following questionnaire is sub-divided into three categories:

- ★ Basic
- ★★ More challenging
- ★★★ Cryptic

In order to find the correct answers, we recommend that you read through the list first. You can then visit the museum in the order of your choice, and look for the answers to the questions both during and after the visit. The museum's permanent collection is sub-divided into four main sections:

- *The Invention of the Comic Strip Story*: About the forerunners of the comic strip story (first floor, behind the reception desk)
- *Comic Strip Art*: How to create a comic strip and comic strip genres (first floor, above the *Slumberland* comic strip shop)
- *Hergé & Peyo Exhibition*: Exhibition about the Smurfs and Tintin (second floor, far left and far right)
- *Victor Horta & Waucquez Department Stores*: About the history of the building (second floor, around the central lightwell)

The museum always has several temporary exhibitions running at the same time.

- *The great temporary exhibitions* (on the duplex/third floor)
- *The Gallery*: Exhibition about current comic strip stories (first floor, on the side of the Brasserie)

THE BUILDING

1. Who is the architect who designed this building? ★

2. What was this building used for before it was converted into a museum? ★



LANGUAGE AND STORY

3. In the 'The invention of the Comic Strip Story' exhibition, we explore the modern definition of the comic strip story. According to this exhibition, what actually is a comic strip story? ★★

4. What was the original French name of the following characters and how were their names translated into English? ★★

Bobby - _____ - _____

Kuifje - _____ - _____

Janssen & Jansen - _____ - _____

5. A comic strip story can only be understood if all of the events occur in the correct order. Below please write down the correct order of the pieces of the Boerke [Little Farmer] jigsaw. The large size jigsaw is on display in the museum. ★★










 <p>No. _____</p>	 <p>No. _____</p>	 <p>No. _____</p>
 <p>No. _____</p>	 <p>No. _____</p>	 <p>No. _____</p>
 <p>No. _____</p>	 <p>No. _____</p>	 <p>No. _____</p>

IMAGE AND PAGE

6. Match up these technical concepts with the correct description. ★★

segmentation	colouring technique using a lightbox
synopsis	brief summary of the story
Leonardo blue	dividing the page into boxes and strips

7. Put the following inventions from the (pre-)history of comic strips in the correct order ★★:

newspaper series - biblical illustration – printing – penny prints – cartoon film

8. Put the various stages involved in comic strip design in the correct order ★★:

synopsis – colouring in – pencil drawing – storyboard – ink drawing

9. Write down three methods to apply colour to a comic strip story ★★:

PIETER DE POORTERE AUDITORIUM

10. What is so special about the Boerke [*Little Farmer*] stories in terms of the proportion of text in relation to the images? How is this beneficial? ★★

11. What do you think about Pieter de Poortere's sense of humour when you look at the various panels? Do all of them make you laugh? Are there panels you do not find funny? ★★ ★

12. Some of the paintings in which Boerke [*Little Farmer*] is hiding are well-known masterpieces. Which three works from this short list have been modified by Pieter de Poortere for this exhibition? ★★ ★

- Johannes Vermeer – The Music Lesson
- Eugène Delacroix – Liberty Leading the People
- Vincent Van Gogh – The Potato Eaters
- Pieter Breughel the Elder – The Peasant Wedding
- Jean François Millet – The Gleaners



PEYO & HERGÉ

13. Tintin and the Tintin comic books evolved with their creator. Which comic book was crucial for letting go of stereotypical characters, and in which book was Hergé working through a personal crisis? ★★

14. How many Tintin comic books drawn by Hergé featured these key characters?

Haddock _____

Bianca Castafiore _____

Professor Sunflower _____

Snowy _____

15. What materials did Hergé use to research his comic books? ★★

16. Which comic book first featured the Smurfs? ★

17. In traditional comic strip stories there is often a clear distinction between the 'goodies' and the 'baddies'. In the case of the Smurfs, Gargamel is their sworn enemy. But why is he so intent on catching the Smurfs? ★★



18. In the list below, which one is the odd one out, and why? ★★★ :

Johan & Peewit – Pussy – Hanna-Barbera – The Cursed Country – Le Petit Vingtième

ADDITIONAL: READING ROOM

Proceed to the reading room on the ground floor and find out what Gomer Goof's name is in Danish. ★★

ADDITIONAL: A CURRENT EXAMPLE

Proceed to The Gallery, the exhibition area for current comic strip stories, which is to the left of the stairs when you have the reception desk behind you. What do you think of the comic strip exhibited here?

a) Are the drawings funny or rather realistic?

b) What kind of a story is it? Adventure, science fiction, fable, etc.

c) What topics are covered?

d) Generally speaking, is the panel layout traditional or experimental?

e) Describe the use of colour in the comic book.

f) Does the text in this comic book play an important part (speech bubbles, frames, onomatopoeia, etc.), or do the drawings take priority?

g) What do you think is special, interesting, ugly, etc. about this comic book?

